

**UNITED STATES
SECURITIES AND EXCHANGE COMMISSION
Washington, D.C. 20549**

FORM 8-K

CURRENT REPORT

**Pursuant to Section 13 or 15(d) of the
Securities Exchange Act of 1934**

Date of Report (Date of earliest event reported) April 24, 2009

ALLSCRIPTS-MISYS HEALTHCARE SOLUTIONS, INC.

(Exact name of registrant as specified in its charter)

Delaware
(State or other jurisdiction
of incorporation)

000-32085
(Commission File Number)

36-4392754
(IRS Employer
Identification No.)

**222 Merchandise Mart, Suite 2024
Chicago, IL 60654**

Registrant's telephone number, including area code 1-866-358-6869

N/A

(Former name or former address, if changed since last report)

Check the appropriate box below if the Form 8-K filing is intended to simultaneously satisfy the filing obligation of the registrant under any of the following provisions (see General Instruction A.2. below):

- Written communications pursuant to Rule 425 under the Securities Act (17 CFR 230.425)
- Soliciting material pursuant to Rule 14a-12 under the Exchange Act (17 CFR 240.14a-12)
- Pre-commencement communications pursuant to Rule 14d-2(b) under the Exchange Act (17 CFR 240.14d-2(b))
- Pre-commencement communications pursuant to Rule 13e-4(c) under the Exchange Act (17 CFR 240.13e-4(c))

ITEM 7.01. Regulation FD Disclosure.

Attached as Exhibit 99.1 hereto is an Investor Presentation dated April 2009, which is incorporated herein by reference.

This information is being furnished pursuant to Item 9 of this Report and shall not be deemed to be “filed” for the purposes of Section 18 of the Securities and Exchange Act of 1934, as amended, or otherwise subject to the liabilities of that section and will not be incorporated by reference into any registration statement filed by Allscripts Healthcare Solutions, Inc. under the Securities Act of 1933, as amended, unless specifically identified as being incorporated therein by reference. This Report will not be deemed an admission as to the materiality of any information in this Report that is being disclosed pursuant to Regulation FD.

Please refer to page 2 of Exhibit 99.1 for a discussion of certain forward-looking statements included therein and the risks and uncertainties related thereto.

ITEM 9.01. Financial Statements, *Pro Forma* Financial Information and Exhibits.

(d) Exhibits:

99.1 Investor Presentation dated April 2009

SIGNATURES

Pursuant to the requirements of the Securities Exchange Act of 1934, the Registrant has duly caused this report to be signed on its behalf by the undersigned, thereunto duly authorized.

ALLSCRIPTS-MISYS HEALTHCARE SOLUTIONS, INC.

Date: April 24, 2009

By: /s/ William J. Davis
William J. Davis
Chief Financial Officer

EXHIBIT INDEX

The following exhibits are filed herewith:

Exhibit No.

99.1 Investor Presentation dated April 2009.



Connect to Health™

Allscripts Investor Presentation – April 2009

Forward Looking Statements

This communication contains forward-looking statements within the meaning of the federal securities laws. Statements regarding future events, developments, the Company's future performance, as well as management's expectations, beliefs, intentions, plans, estimates or projections relating to the future are forward-looking statements within the meaning of these laws. These forward-looking statements are subject to a number of risks and uncertainties, some of which are outlined below. As a result, actual results may vary materially from those anticipated by the forward-looking statements. Among the important factors that could cause actual results to differ materially from those indicated by such forward-looking statements are: the volume and timing of systems sales and installations; length of sales cycles and the installation process; the possibility that products will not achieve or sustain market acceptance; the timing, cost and success or failure of new product and service introductions, development and product upgrade releases; competitive pressures including product offerings, pricing and promotional activities; our ability to establish and maintain strategic relationships; undetected errors or similar problems in our software products; compliance with existing laws, regulations and industry initiatives and future changes in laws or regulations in the healthcare industry; possible regulation of the Company's software by the U.S. Food and Drug Administration; the possibility of product-related liabilities; our ability to attract and retain qualified personnel; our ability to identify and complete acquisitions, manage our growth and integrate acquisitions; the ability to recognize the benefits of the merger with Misys Healthcare Systems, LLC ("MHS"); the integration of MHS with the Company and the possible disruption of current plans and operations as a result thereof; maintaining our intellectual property rights and litigation involving intellectual property rights; risks related to third-party suppliers; our ability to obtain, use or successfully integrate third-party licensed technology; breach of our security by third parties; and the risk factors detailed from time to time in our reports filed with the Securities and Exchange Commission, including our 2007 Annual Report on Form 10-K available through the Web site maintained by the Securities and Exchange Commission at www.sec.gov. The Company undertakes no obligation to update publicly any forward-looking statement, whether as a result of new information, future events or otherwise.

The Story...

There is Now a Clear Market Leader...

- 150,000 Physicians
- 700 Hospitals
- Top-Rated in All Product Categories



... that is Strong and Stable

- Revenue ~ \$700mm
 - Electronic Health Records ~ \$200mm
 - Revenue Cycle Management (Practice Management + Claims Processing) ~ \$400mm
 - Health System Solutions ~ \$100mm
- Recurring Revenue ~ \$400mm

... in a Growing Market

- Market Size ~ \$10b
- Growth ~ 15-20% in EHR markets

The Time is Now...

Uncontrollable Spend	<u>\$2.2 Trillion</u> (~ 1/5 of GDP)
Significant Waste	<u>\$700 Billion</u> (~ 1/3 of Total Spend)
Unacceptable Quality	<u>98,000 Deaths</u> and <u>1.5 Million Injuries</u> from Medical Errors, <u>7,000 Deaths</u> from Medication Errors

Practice Automation is Critical to the Fix...

- › Increases the Quality of Care
- › Takes Costs Out
- › Increases Reimbursement
- › Improves Patient Safety
- › Increases Patient Satisfaction



The Path is Clear...



“We're investing in electronic medical records and other technologies that can drive down healthcare costs.”

- President Barack Obama



“Cost savings from a mandatory requirement that Medicare providers adopt and use HIT as a condition of participating in the Medicare program...savings total \$34 billion over 10 years from physicians and hospitals¹.”

- CBO

¹Congressional Budget Office – 12/08 – Budget Options Vol. I – Health Care

\$19 Billion New Reasons To Adopt NOW

\$17 billion **Physician Incentives**
Incentive Bonuses from Medicare/Medicaid

+ \$2 billion **HHS Discretionary Funds**
Potential Areas Include: Standards Development,
Grants (AHRQ, HRSA, CMS), HIE Infrastructure,
Loans to the States for EHR, Regional HIT
Resource Centers, Telemedicine, Efficacy Studies

= \$19 billion

HHS = Health and Human Services
AHRQ = Agency for Healthcare Research and Quality
HRSA = Health Resources and Services Administration
CMS = Centers for Medicare and Medicaid Services

Allscripts

The Time is Now

- › Funding is Front Loaded

- \$30,000 (close to 70% of the funding) comes in the first two years

- › You Need to Demonstrate Meaningful Utilization

- Purchase and Implementation are not enough - you must use it

- › Funding is Time Stamped

- Incentives start in 2011, decrease over time and penalties begin in 2015

Wealth of Federal Incentives Available

If you start now . . .

EHR
Stimulus
Funding

+

ePrescribe
Incentive

+

PQRI
Incentive

\$44,000
over 5 yrs.

\$3,000-5,000/yr.
estimate

\$3,000 - \$5,000/yr.
estimate

PQRI = Physician Quality Reporting Initiative



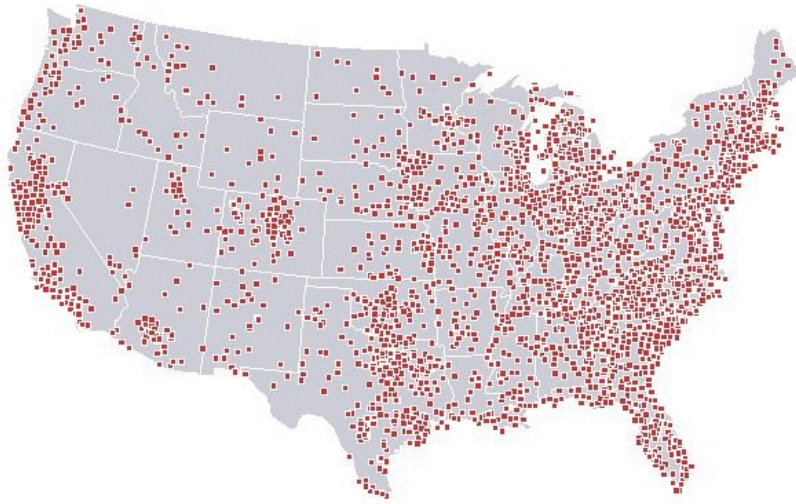
The Opportunity is Significant



- › < 20% Physician Penetration
- › < 10% in Smaller Groups
- › ~10% to 20% of PM Systems Replaced/Yr.
- › Allscripts 3rd Largest Claims Processing Clearinghouse
- › Lower IT Penetration than Any Sector of Economy

All Results in a \$10+ Billion Market Opportunity

A Great Place to Start ...Our Client Base



- > 150,000 MDs and 700+ Hospitals Across the U.S.
- > 90,000 MDs without an EHR
- > ~ \$1B Cross-Sell Opportunity

Why Allscripts Wins

1

Experience

- > **Significant Footprint:** 150,000 MDs, 700 Hospitals, 6,000 Post Acute Facilities, 600 Homecare Agencies
- > **All Sizes and Settings:** Ambulatory and Acute, Primary Care and Specialty, Small to Large

2

Solutions

- > **Diversified Portfolio:** Clinical and Business Solutions
- > **All World-Class:** Top Rated Consistently
- > **Significant Breakthroughs:** Innovation Comes Standard

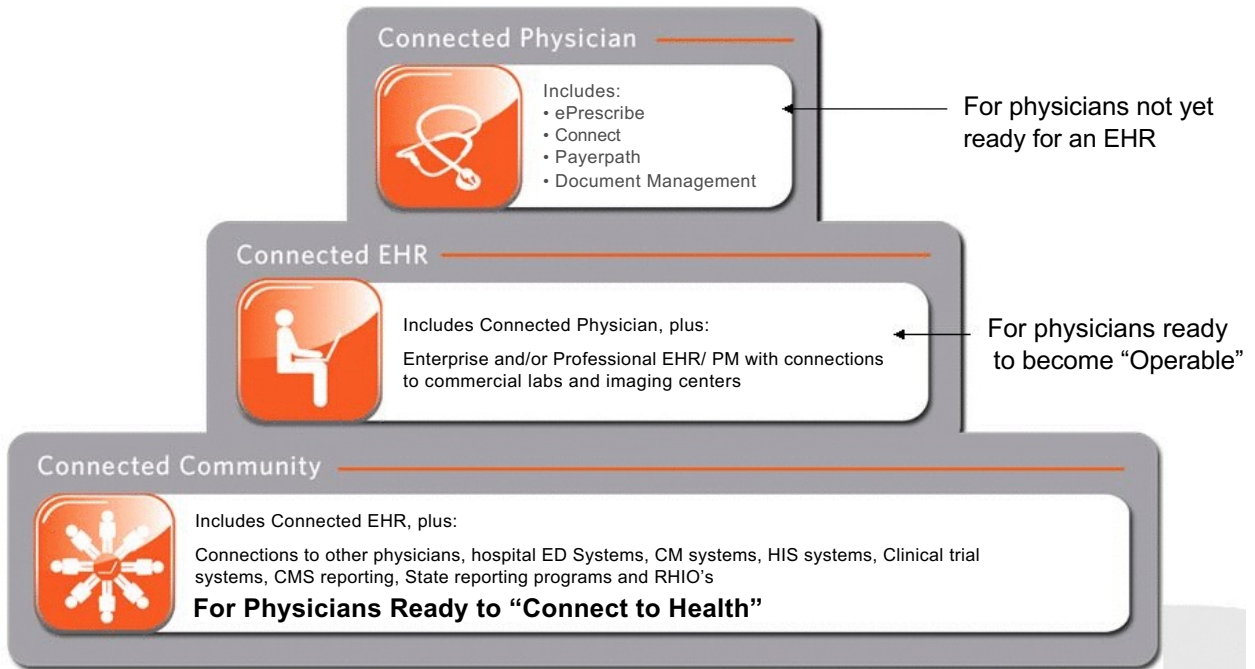
3

Results

- > **Real Utilization:** Not Just Implementation
- > **Strong ROI:** The Solution That Pays You Back
- > **Delivering the Next Step:** Connect to Health™



A Comprehensive Portfolio



The Time is Now

- › Funding is Front Loaded

- \$30,000 (close to 70% of the funding) comes in the first two years

- › You Need to Demonstrate Meaningful Utilization

- Purchase and Implementation are not enough - you must use it

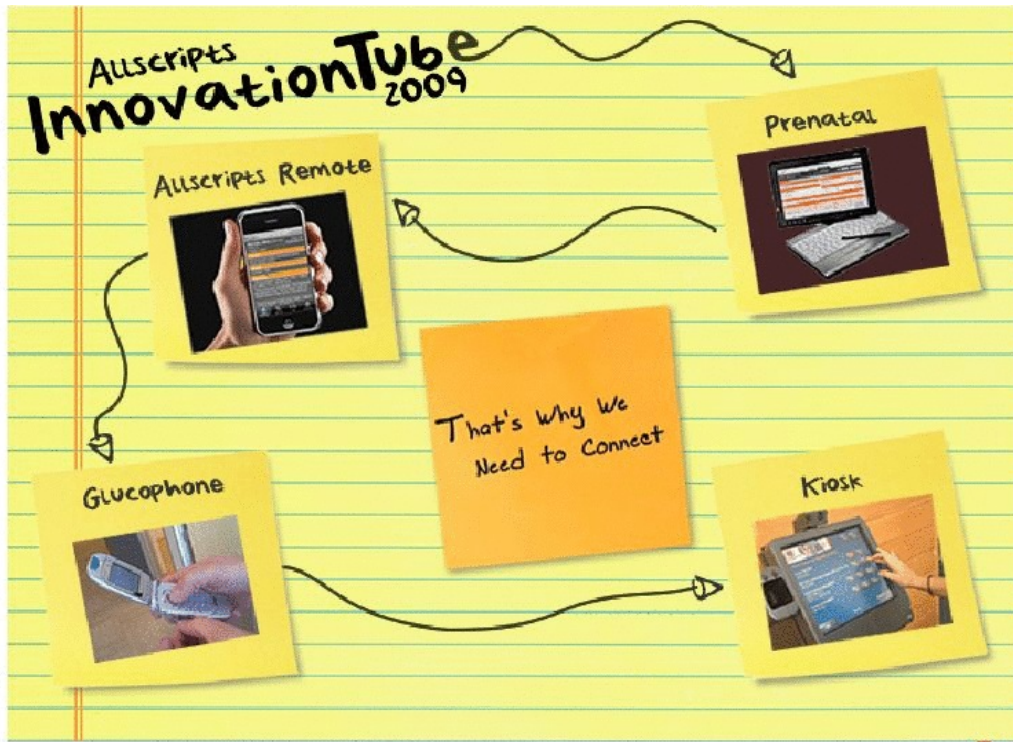
- › Funding is Time Stamped

- Incentives start in 2011, decrease over time and penalties begin in 2015

A Simple Approach



New Innovations Overview



The Allscripts Equation

Market Growth/Expansion Opportunity

+ Market Leadership

+ Innovation

+ Financial Stability

= Strongest Player in an Expanding Market

Financial Overview

2009 Outlook

(\$ in millions unaudited pro forma)

	Fiscal 2008	Fiscal Guidance 2009
Bookings	\$317.7	N/A
Revenue	\$684.2	\$675.0 to \$680.0
Less: Prepackaged Meds ⁽¹⁾	(41.9)	(40.0)
Clinical Software Revenue	\$642.3	\$635.0 to \$640.0
Adjusted Earnings	\$61.5	\$76.0 to \$82.0
Less: Prepackaged Meds	(3.3)	(3.2)
Clinical Software Adjusted Earnings	\$58.2	\$72.8 to \$78.8
Adjusted Earnings Per Share	\$0.39	\$0.48 to \$0.52
Share Count ⁽²⁾	151.0	151.0

⁽¹⁾ Prepackaged Meds revenue is for 12 months as contemplated in original guidance. Proforma Prepackaged Medications Revenue for the 9 months ended February 2009 was \$28.5m.

⁽²⁾ Consistent share count presented for comparability purposes.



Non-GAAP Net Income Potential

(\$ in millions unaudited pro forma)

	<u>Fiscal 2008</u>	<u>Fiscal 2009</u>
Earnings Before Taxes, as reported	\$57.5	\$96.0 to \$106.0
Taxes (Assumed 40% in 09 and 39% in 08)	(22.4)	(\$38.0 to \$45.0)
Net Income	<u>\$35.1</u>	<u>\$58.0 to \$64.0</u>
Adjustments: (tax adjusted @ 40% in 09 and 39% in 08)		
Stock-Based Compensation	\$5.4	\$5.4
Deal-Related Amortization	14.0	12.6
One-Time Costs / Transaction Related Expenses ⁽¹⁾	8.1	-
Prepackaged Meds	(3.3)	(3.2)
Physicians Interactive	<u>(1.1)</u>	<u>-</u>
Total Adjustments	<u>\$23.1</u>	<u>\$14.8</u>
Non GAAP Net Income	<u><u>\$58.2</u></u>	<u><u>\$72.8 to \$78.8</u></u>
Non GAAP Net Income Growth	<u><u>42%</u></u>	<u><u>25% to 35%</u></u>

⁽¹⁾ Note Fiscal Year 2009 guidance does not contemplate transaction related costs. Tax affected Transaction Related Expenses for the 9 months to February 2009 were \$19.6m.

Illustrative Revenue Sensitivity Analysis

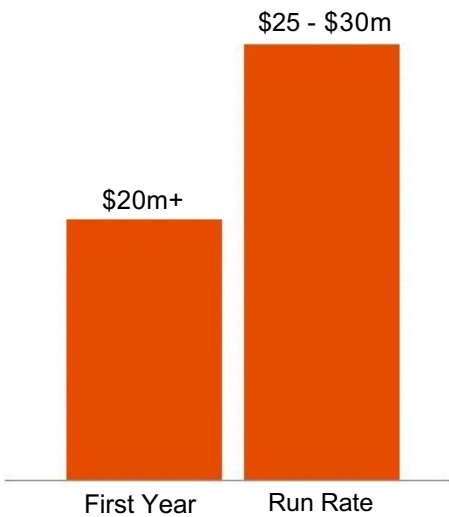
110,000	MDs
20%	Assumed EHR Penetration
<hr/>	
88,000	Addressable EHR Market

Four Year Cumulative Penetration Rates

	20%	30%	40%	50%	60%
License/Service Fees	\$165m	\$248m	\$330m	\$410m	\$495m
Annual Maintenance	\$20m	\$30m	\$40m	\$50m	\$60m

Significant and Realizable Synergy Opportunity

Projected Cost Synergies



- › Cost synergies of \$20m+, pre-tax, expected in first year following transaction close
 - Up to \$25m to \$30m, pre-tax, in annual cost savings within the next few years
 - Main drivers of cost synergies include: R&D, Marketing, Sales, Administrative Functions
- › Revenue synergies from cross-selling into respective client bases is expected to be ~\$7m+ in FY 2009
- › Increased operating leverage expected to result in mid teens EPS growth

Capital Structure

(Shares in millions)

		<u>Ownership %</u>
Allscripts Outstanding Shares	63.0	41.7%
Allscripts Shares Issued to Misys PLC	82.9	54.9%
Shares Underlying Remaining Debentures	2.5	1.7%
"In the Money" Options	2.4	1.6%
Unvested Restricted Stock Units	0.3	0.2%
Outstanding Equity as of Closing	<u>151.1</u>	100.0%

Estimated Number of RSU Grants in FY 2009

Summary

Products

a complete portfolio of solutions...

Target

for practices in all sizes/areas...

Client Base

a footprint of 1 of 3 MDs in the U.S.



The Time is NOW

The Choice is Allscripts

Allscripts 

